

HOW TO USE THIS MANUAL

This service manual describes the service procedures for the TRX90.

Follow the Maintenance Schedule (Section 3) recommendations to ensure that the vehicle is in peak operating condition and the emission levels are within the standards set by the U.S. Environmental Protection Agency (EPA) and California Air Resources Board (CARB).

Performing the first scheduled maintenance is very important. It compensates for the initial wear that occurs during the break-in period.

Sections 1 and 3 apply to the whole vehicle. Section 2 illustrates procedures for removal/installation of components that may be required to perform service described in the following sections.





Sections 4 through 16 describe parts of the vehicle, grouped according to location.

Find the section you want on this page. Then turn to the table of contents on the first page of the section.

Most sections start with an assembly or system illustration, service information and troubleshooting for the section. The subsequent pages give detailed procedure.

If you don't know the source of the trouble, go to section 18 Troubleshooting.

Your safety, and the safety of others, is very important. To help you make informed decisions we have provided safety messages and other information throughout this manual. Of course, it is not practical or possible to warn you about all the hazards associated with servicing this vehicle. You must use your own good judgement. You will find important safety information in a variety of forms including:

- Safety Labels - on the vehicle
- Safety Messages - preceded by a safety alert symbol  and one of three signal words, DANGER, WARNING, or CAUTION. These signal words mean:
 -  DANGER** You WILL be KILLED or SERIOUSLY HURT if you don't follow instructions.
 -  WARNING** You CAN be KILLED or SERIOUSLY HURT if you don't follow instructions.
 -  CAUTION** You CAN be HURT if you don't follow instructions.
- Instructions - how to service this vehicle correctly and safely.

As you read this manual, you will find information that is preceded by a **NOTICE** symbol. The purpose of this message is to help prevent damage to your vehicle, other property, or the environment.

CONTENTS

	GENERAL INFORMATION	1
	FRAME/BODY PANELS/EXHAUST SYSTEM	2
	MAINTENANCE	3
ENGINE	LUBRICATION SYSTEM	4
	FUEL SYSTEM	5
	ENGINE REMOVAL/INSTALLATION	6
	CYLINDER HEAD/VALVE	7
	CYLINDER/PISTON	8
	CLUTCH/GEARSHIFT LINKAGE	9
	ALTERNATOR/STARTER CLUTCH/CAM CHAIN TENSIONER	10
	CRANKCASE/TRANSMISSION/CRANKSHAFT	11
CHASSIS	FRONT WHEEL/BRAKE/SUSPENSION/STEERING	12
	REAR WHEEL/BRAKE/SUSPENSION	13
ELECTRICAL	BATTERY/CHARGING SYSTEM	14
	IGNITION SYSTEM	15
	ELECTRIC STARTER	16
	WIRING DIAGRAM	17
	TROUBLESHOOTING	18
	INDEX	19